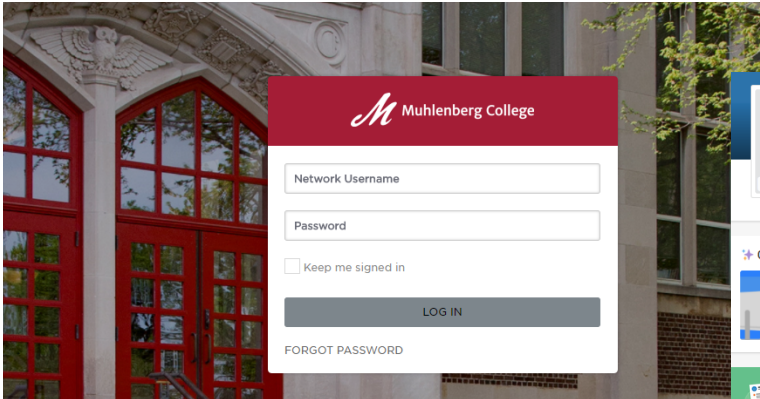



1.

Go to 'OneLogin' to sign in... [login.muhlenberg.edu](http://login.muhlenberg.edu)



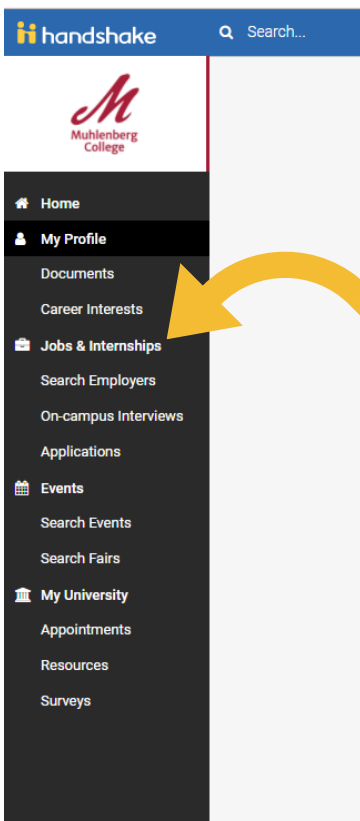
2.

Click Handshake



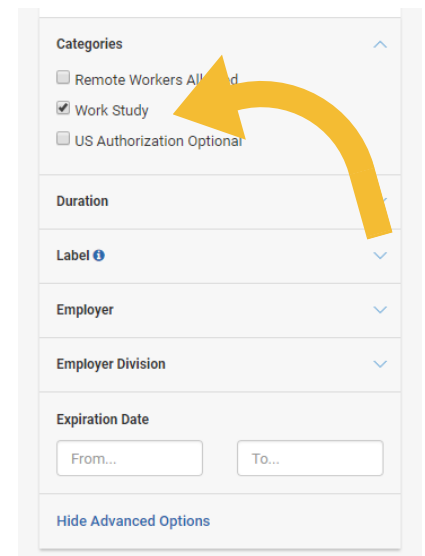
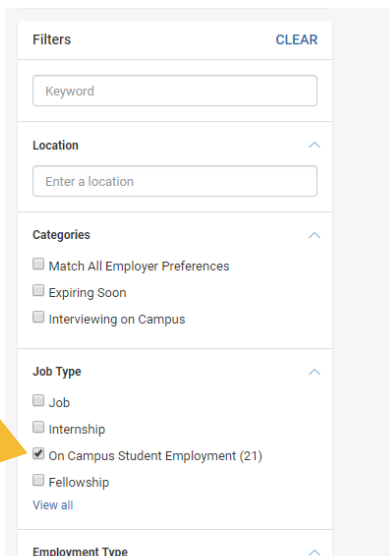
Navigate to the side column and select 'Jobs & Internships'

3.



4.

Under 'Filters' select 'On Campus Employment' and scroll down to 'Advanced Options', then select 'Work Study'



You will then be able to view all available work study positions. Select those that interest you to begin the application process

5.

Some positions may require a Resume and Cover Letter, follow the on screen instructions to upload your documents as PDF's.

6.

Questions?

**Muhlenberg College Career Center**

Lower Level, Seegers Student Union  
 484-664-3170  
 careers@muhlenberg.edu  
 www.muhlenberg.edu/careercenter